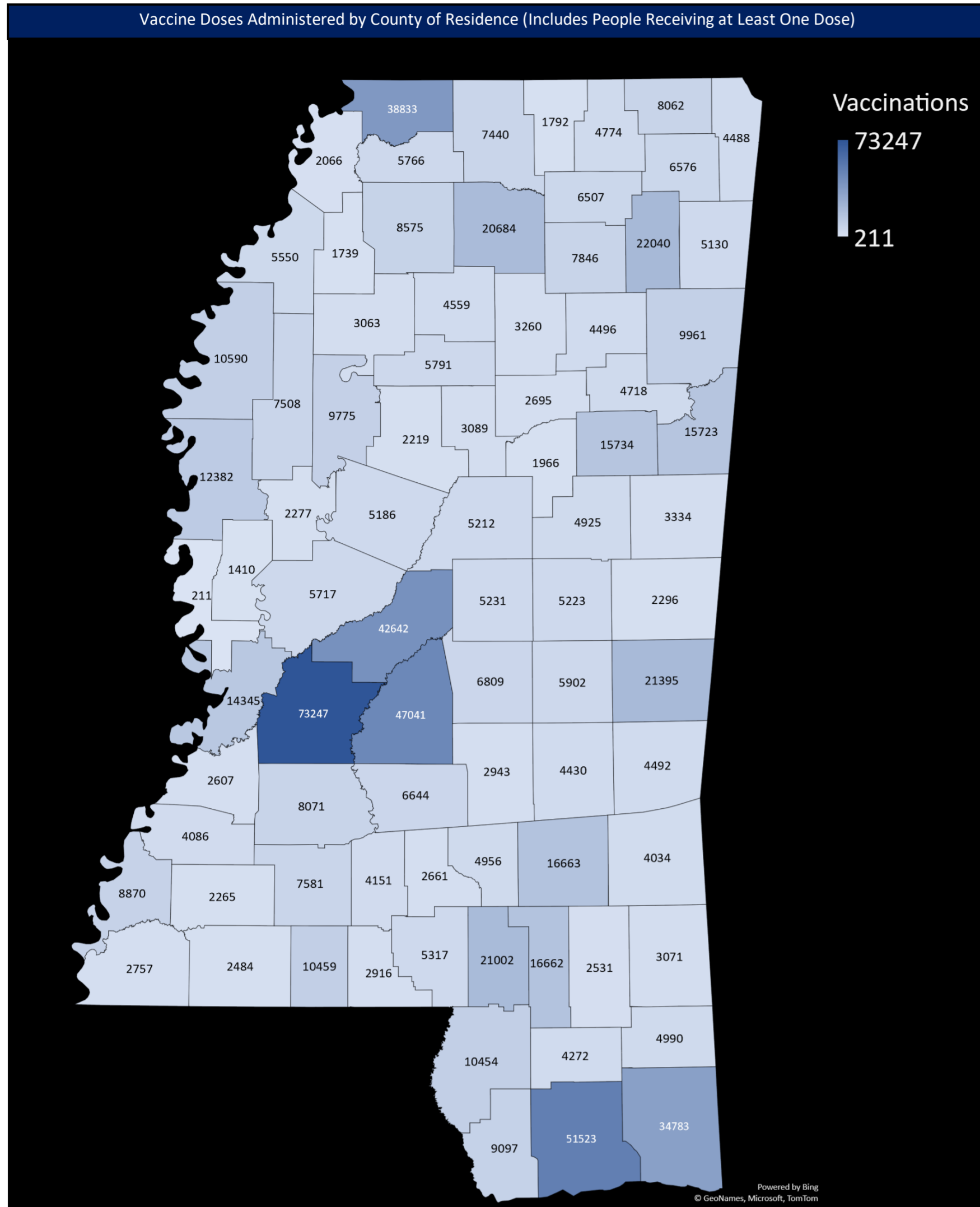


Mississippi State Department of Health COVID-19 Vaccination Reporting

Updated as of 8a.m. April 10, 2021 (Data are Provisional)

Vaccine providers administering COVID-19 vaccine are required to report the doses administered to the Mississippi Immunization Information Exchange (MIIX), the statewide immunization registry, within 24 hours after administration

Vaccine Doses Administered by County of Residence (Includes People Receiving at Least One Dose)



Total Reported Vaccinations by Mississippi Providers*

Total Doses Administered	1,444,579
People Receiving at Least One Dose**	868,431
People Fully Vaccinated***	614,465

*Includes Federal Agency Doses Administered (Bureau of Prisons, Veterans Health, Indian Health Services, Dept. of Defense)
 **One dose of Pfizer/Moderna or one dose of Johnson and Johnson vaccine
 ***Two doses of Pfizer/Moderna or one dose of Johnson and Johnson vaccine

Vaccine Doses Distributed

Fed. Pharmacy Partnership LTCF (CVS/Walgreens)	88,725
Mississippi Enrolled Providers*	1,611,560
Total	1,700,258

*Includes hospitals, private clinics, and MSDH drive through clinics

Vaccine Doses Administered by Facility

Facility	First Dose	Second Dose
Hospital	121,544	108,305
Pharmacies*	136,554	64,800
MSDH/Drive Throughs	366,143	262,383
Clinics	207,796	117,356

*Includes Doses administered in from CVS/ Walgreens LTCF Partnership

Federal Agency COVID-19 Vaccine Administration

Facility	First Dose	Second Dose
Bureau of Prisons	1,196	1,164
Veterans Health	20,311	15,192
Indian Health Service	2,988	1,423
Dept. of Defense	11,899	4,779

Vaccine Doses Administered by Race*

Race	Received at Least One Dose**	Fully Vaccinated***	Vaccinations	% of Total Doses Administered
White	467,043	341,855	797,054	60%
Black	263,864	166,784	423,569	32%
Asian	13,924	8,279	22,069	2%
AIAN****	1,216	742	1,938	0%
Pacific Islander	598	363	951	0%
Multi-racial	113	70	179	0%
Other	51,373	36,081	85,690	6%

*Those with unknown race are excluded
 **One dose of Pfizer/Moderna or one dose of Johnson and Johnson vaccine
 ***Second dose of Pfizer/Moderna or one dose of Johnson and Johnson vaccine
 ****American Indian and Alaskan Native

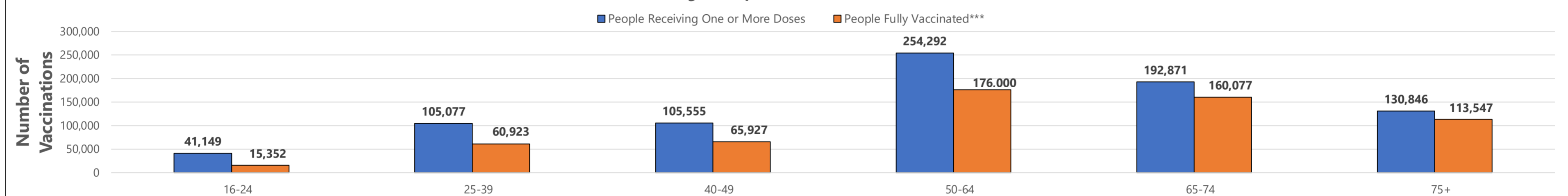
Vaccine Doses Administered by Ethnicity

Ethnicity	Received at Least One Dose*	Fully Vaccinated**	Vaccinations	% of Total Doses Administered
Not Hispanic	742,152	519,789	1,242,508	90%
Hispanic	15,285	7,567	22,288	2%
Unknown	74,600	47,725	120,085	9%

*One dose of Pfizer/Moderna or one dose of Johnson and Johnson vaccine
 **Second dose of Pfizer/Moderna or one dose of Johnson and Johnson vaccine

Age Group

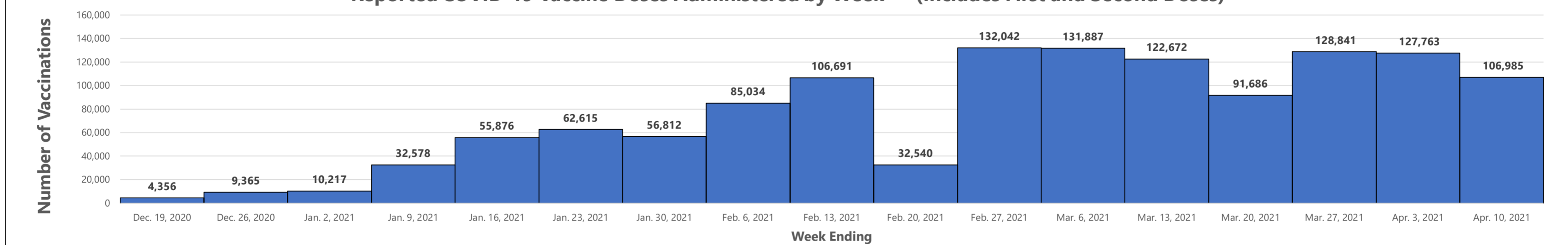
Reported People Receiving One or More Doses and People Fully Vaccinated by Age Group**



**Those with unknown ages are excluded
 ***Two doses of Pfizer/Moderna or one dose of Johnson and Johnson vaccine

Weekly Overall Totals

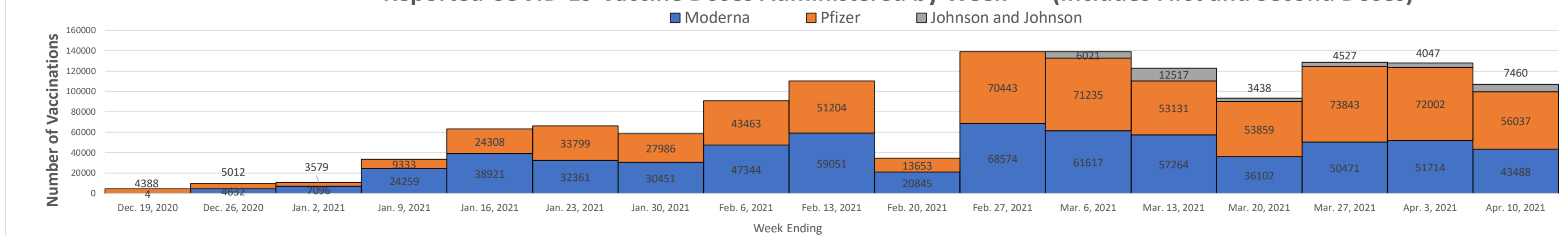
Reported COVID-19 Vaccine Doses Administered by Week*** (Includes First and Second Doses)



***Those with unknown week of vaccine administration are excluded

Weekly Dose Totals

Reported COVID-19 Vaccine Doses Administered by Week*** (Includes First and Second Doses)



***Those with unknown week of vaccine administration are excluded

Vaccine Doses Administered by County of Residence (Updated as of 8am 4/10/2021)*

County of Residence	People Receiving at least One Dose**	% of Total Pop. Receiving at least One Dose	People Fully Vaccinated***	% of Total Pop. Fully Vaccinated	Total Doses Administered
Adams	8922	29%	6309	20%	14841
Alcorn	8169	22%	6447	17%	14485
Amite	2505	20%	1848	15%	4111
Attala	5254	29%	3932	21%	9069
Benton	1817	22%	1258	15%	2968
Bolivar	10827	35%	7803	24%	18068
Calhoun	3297	23%	2469	16%	5488
Carroll	2239	22%	1630	16%	3841
Chickasaw	4584	26%	3137	18%	7437
Choctaw	1977	24%	1357	16%	3133
Claiborne	2646	29%	1618	18%	4087
Clarke	4530	29%	3278	21%	7512
Clay	4751	24%	3481	18%	7631
Coahoma	5704	25%	3928	17%	9223
Copiah	8166	29%	5539	19%	13215
Covington	5004	27%	3615	19%	8302
Desoto	39534	21%	26148	14%	64573
Forrest	17006	22%	12369	1%	28666
Franklin	2277	29%	1448	18%	3544
George	5043	20%	3912	16%	8746
Greene	3168	23%	1555	11%	4609
Grenada	5831	28%	4475	21%	10164
Hancock	9151	19%	6704	14%	15418
Harrison	52200	25%	36166	17%	86613
Hinds	74134	32%	54667	23%	125740
Holmes	5254	30%	3697	21%	8641
Humphreys	2304	28%	1485	18%	3683
Issaquena	214	16%	132	10%	346
Itawamba	5213	22%	3953	16%	8960
Jackson	35225	24%	24884	17%	59440
Jasper	4498	27%	3251	19%	7393
Jefferson	4132	58%	2697	38%	6551
Jefferson Davis	2691	24%	2022	17%	4456
Jones	16871	24%	12381	18%	28344
Kemper	2325	24%	1693	17%	3887
Lafayette	20879	38%	15499	27%	35705
Lamar	21374	33%	16292	25%	36941
Lauderdale	21630	29%	15934	21%	36403
Lawrence	4194	33%	3235	25%	7311
Leake	5341	23%	3979	17%	9113
Lee	22504	26%	16043	18%	37907
Leflore	9883	35%	6458	22%	16239
Lincoln	7641	22%	5509	16%	12918
Lowndes	15858	27%	11367	19%	26207
Madison	43178	40%	32718	30%	74025
Marion	5404	22%	4184	17%	8962
Marshall	7575	21%	4891	13%	11923
Monroe	10112	28%	6928	19%	16466
Montgomery	3118	32%	2186	21%	5240
Neshoba	5325	18%	4159	14%	9382
Newton	5971	28%	4366	20%	10045
Noxubee	3381	32%	2349	22%	5075
Oktoberfest	15782	32%	9265	18%	24285
Panola	8655	25%	6142	17%	14540
Pearl River	10603	19%	7452	13%	17193
Perry	2554	21%	2004	17%	4381
Pike	10689	27%	7371	18%	17293
Pontotoc	7962	24%	5818	18%	13408
Prentiss	6668	26%	4664	18%	11085
Quitman	1761	26%	1121	16%	2818
Rankin	47434	30%	35343	22%	80713
Scott	6931	24%	5386	19%	11926
Sharkey	1456	33%	944	22%	2376
Simpson	6727	25%	4948	18%	11109
Smith	2979	18%	2155	13%	4962
Stone	4324	23%	3341	18%	7429
Sunflower	7607	30%	4400	17%	11625
Tallahatchie	3089	22%	2236	15%	5242
Tate	5875	20%	3987	14%	9484
Tippah	4836	22%	3494	15%	8037
Tishomingo	4597	23%	3675	18%	7917
Tunica	2119	21%	1486	14%	3219
Union	6627	23%	4721	15%	11174
Walthall	2953	20%	2236	15%	4896
Warren	14552	32%	9799	21%	23768
Washington	12510	28%	8457	19%	19866
Wayne	4085	20%	2954	14%	6654
Webster	2727	28%	1977	19%	4600
Wilkinson	2763	32%	1900	21%	4495
Winston	4962	27%	3652	20%	8488
Yalobusha	4606	38%	3162	25%	7602
Yazoo	5798	19%	4024	13%	9578
Out of State	14480	N/A	9381	N/A	23173
Total	761023	26%	516580	18%	1366383

*Those with unknown county of residence are excluded
 **One dose of Pfizer/Moderna or one dose of Janssen (Johnson and Johnson) vaccine
 ***Second dose of Pfizer/Moderna or one dose of Janssen (Johnson and Johnson) vaccine